

# Snapshot Report - District Results Summary

These data reflect the most current complete assessment submissions as of June 30, 2017



District:	New Haven City School District (CT)
HSP Type:	All HSP Schools

## District Overview (All HSP Schools)

HSP enrollment		District	
Onsite	Online	Total	% HSP
14	21	50	70.0%

Assessment responses by school level			
Elementary	Middle	High	K-12
29	1	0	0

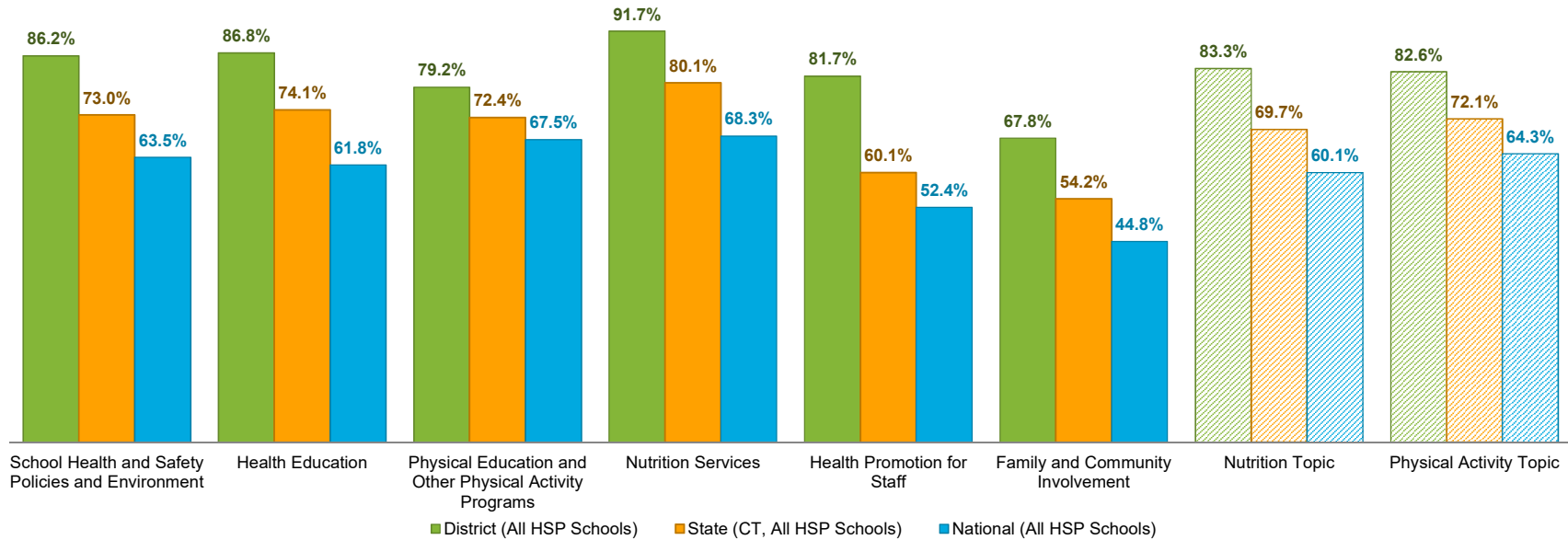
Overall award eligibility			
None	Bronze	Silver	Gold
12	12	6	0

Schools completing at least one assessment			
Onsite	Online	HSP Schs.	%
14	16	35	85.7%

Schools completing assessment in current SY			
Onsite	Online	HSP Schs.	%
14	14	35	80.0%

Schools with action plans			
Onsite	Online	HSP Schs.	%
14	16	35	85.7%

## Percentage of Items Fully Met on Current Assessments



This graph compares the total number of assessment items fully implemented (marked as a "3") on the most recent SHI assessment by module or topic to the total number of assessment items that **could be fully implemented** for all schools with a completed assessment by module or topic within the district, state or nation. Note that a school does not need to be fully meeting in all assessment items to be eligible for a Healthy Schools Award. Nutrition and Physical Activity topics refer to the collective assessment questions pertaining to the specific topics.

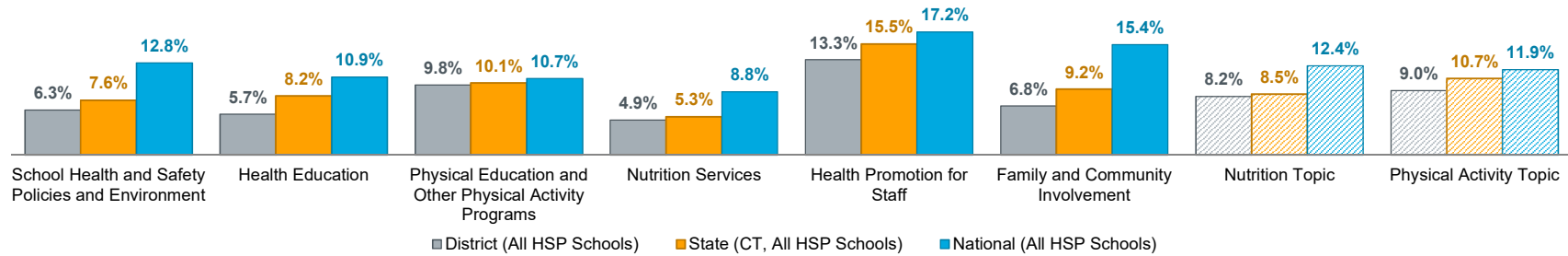
# Snapshot Report - District Results Summary

These data reflect the most current complete assessment submissions as of June 30, 2017

District:	New Haven City School District (CT)
HSP Type:	All HSP Schools



## Action Plan Item Selection Rate



This graph compares the total number of action items **selected and in progress** by module or topic to the total number of action items that **could be selected** for all schools with an action plan by module or topic within the district, state, or nation.

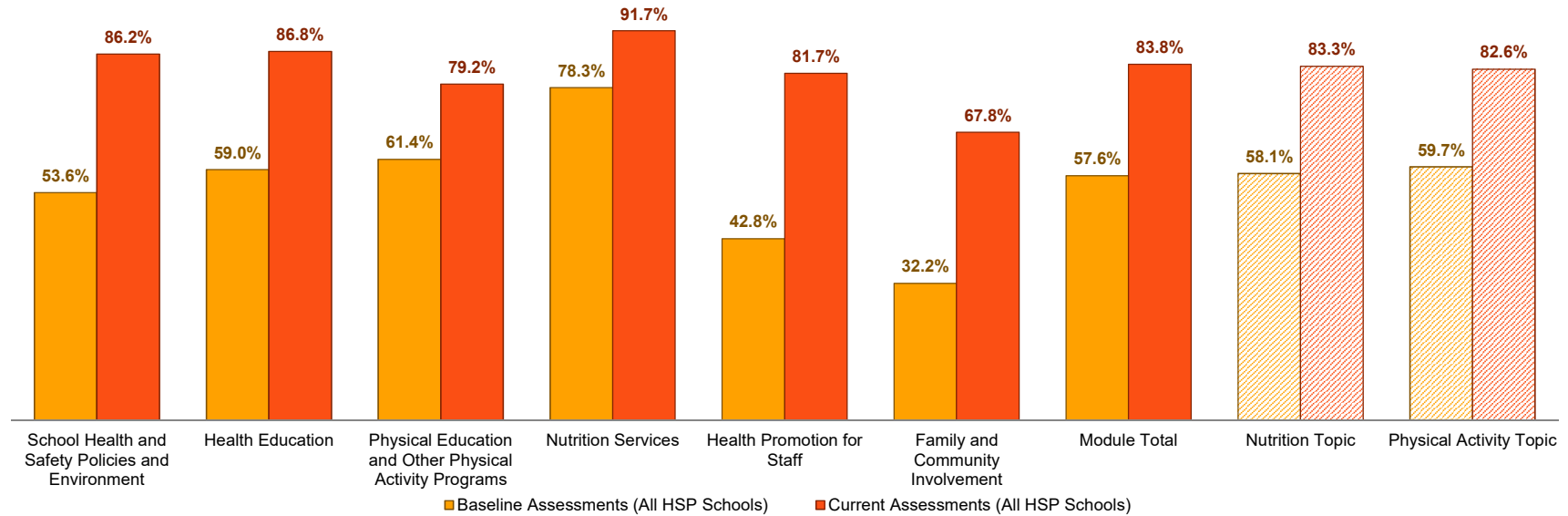
## Snapshot Report - District Results Summary

These data reflect the most current complete assessment submissions as of June 30, 2017

District:	New Haven City School District (CT)
HSP Type:	All HSP Schools



Percentage of Items Fully Met on Baseline and Current Assessments



This graph displays schools' progress over time in each SHI module and across the Nutrition topic and Physical Activity Topic, comparing the schools' responses on the first completed SHI (baseline) to the responses on the schools' most recently completed SHI. Note that a school does not need to be fully meeting in all assessment items to be eligible for a Healthy Schools Award.

### Award Eligibility in Schools with Assessment Responses (All HSP Schools, n = 30)

Topic	Not Eligible	Bronze	Silver	Gold	Module	Not Eligible	Bronze	Silver	Gold
School Health and Safety Policies and Environment	16.7%	30.0%	26.7%	26.7%	Nutrition Services	23.3%	16.7%	3.3%	56.7%
Health Education	13.3%	30.0%	0.0%	56.7%	Health Promotion for Staff	33.3%	3.3%	20.0%	43.3%
Physical Education and Other Physical Activity Programs	26.7%	6.7%	43.3%	23.3%	Family and Community Involvement	20.0%	30.0%	3.3%	46.7%

This table highlights the percentage of schools that are currently meeting the eligibility criteria for one of our national awards based on the schools' most recently completed SHI assessments. It does not take into account whether a school has applied for or been awarded a National Healthy Schools Award.

## Snapshot Report - District Results Summary

These data reflect the most current complete assessment submissions as of June 30, 2017

District:	New Haven City School District (CT)
HSP Type:	All HSP Schools



### Module Summaries (All HSP Schools, n = 30)

Note that a school does not need to be fully meeting in all assessment items to be eligible for a Healthy Schools Award.

School Health and Safety Policies and Environment		Award Level	Assessments (n = 30)			Action plans (n = 30)		
Question #	Question		Responses fully meeting			Times selected	Times completed	Selection Rank
			Baseline	Current	Change			
101	Does your school have a representative committee or team that meets at least four times a year and oversees school health and safety policies and programs?	Bronze (2)	50.0%	96.7%	46.7	1	13	6
102	Has your school implemented all of the components of the district's local wellness policy?	Bronze (2)	16.7%	66.7%	50.0	5	8	2
103	[ES Only] Are students provided at least 20 minutes of recess during each school day, and do teachers or recess monitors encourage students to be	Bronze	86.2%	100.0%	13.8	0	6	--
104	Does your school make safe, unflavored, drinking water available throughout the school day at no cost to students?	Bronze	73.3%	100.0%	26.7	0	4	--
105	Do all competitive foods sold to students during the school day meet or exceed the USDA's nutrition standards for all foods sold to students (commonly called Smart Snacks in School)?	Bronze	50.0%	90.0%	40.0	0	7	--
106	Do all competitive beverages sold to students during the school day meet or exceed the USDA's nutrition standards for all beverages sold to students (commonly called Smart Snacks in School)?	Bronze	70.0%	96.7%	26.7	0	4	--
107	Does the school prohibit using physical activity and withholding physical education class as punishment? Is this prohibition consistently followed?	Silver	83.3%	100.0%	16.7	0	6	--
108	[ES Only] Does your school prohibit withholding recess as punishment? Is this prohibition consistently followed?	Silver	44.8%	86.7%	41.8	1	6	6
109	Does your school prohibit giving students food as a reward and withholding food as punishment? Is this prohibition consistently followed?	Silver	56.7%	76.7%	20.0	3	7	3
110	Do all foods and beverages served and offered to students during the school day meet or exceed the USDA's Smart Snacks in School nutrition standards?	Silver	50.0%	86.7%	36.7	3	7	3
111	Do all foods and beverages sold to students during the extended school day meet or exceed the USDA's Smart Snacks in School nutrition standards?	Silver	53.3%	90.0%	36.7	2	4	5
112	Do all foods and beverages served and offered to students during the extended school day meet or exceed the USDA's Smart Snacks in School nutrition standards?	Silver	46.7%	93.3%	46.7	0	6	--
113	Are indoor and outdoor physical activity facilities open to students, their families, and the community outside school hours?	Gold	50.0%	90.0%	40.0	0	7	--
114	Do fundraising efforts during and outside school hours sell only non-food items or only foods and beverages that meet or exceed the USDA's Smart Snacks in School nutrition standards?	Gold	20.0%	33.3%	13.3	6	1	1
<b>Total</b>			<b>53.6%</b>	<b>86.2%</b>	<b>32.6</b>	<b>21</b>	<b>86</b>	

# Snapshot Report - District Results Summary

These data reflect the most current complete assessment submissions as of June 30, 2017

District:	New Haven City School District (CT)
HSP Type:	All HSP Schools



Health Education			Assessments (n = 30)			Action plans (n = 30)		
Question #	Question	Award Level	Responses fully meeting			Times selected	Times completed	Selection Rank
			Baseline	Current	Change			
201	[ES Only] Do students receive health education instruction in all grades?	Bronze	65.5%	96.6%	31.0	0	7	--
202	[MS & HS Only] Does the school or National require all students to take and pass at least one health education course?	Bronze (2)	46.2%	76.9%	30.8	0	3	--
203	Does the health education curriculum address all of these topics on physical activity?	Bronze (2)	63.3%	93.3%	30.0	0	6	--
204	Does your health education curriculum addresses all of these essential topics on healthy eating?	Bronze (2)	70.0%	90.0%	20.0	2	4	2
205	Do all teachers of health education use an age-appropriate sequential health education curriculum that is consistent with state or national standards for health education?	Silver & Gold	80.0%	96.7%	16.7	1	4	4
206	Do all teachers of health education provide opportunities for students to practice or rehearse the skills needed to maintain and improve their health?	Silver & Gold	43.3%	76.7%	33.3	5	7	1
207	Do all teachers of health education participate at least once a year in professional development in health education?	Silver & Gold	43.3%	76.7%	33.3	2	4	2
<b>Total</b>			59.0%	86.8%	27.8	10	35	

# Snapshot Report - District Results Summary

These data reflect the most current complete assessment submissions as of June 30, 2017

District:	New Haven City School District (CT)
HSP Type:	All HSP Schools



Physical Education and Other Physical Activity Programs			Assessments (n = 30)			Action plans (n = 30)		
Question #	Question	Award Level	Responses fully meeting			Times selected	Times completed	Selection Rank
			Baseline	Current	Change			
301	[ES Only] Do all students in each grade receive physical education for at least 150 minutes per week throughout the school year?	Bronze (1) Silver (2) Gold (3)	10.3%	27.6%	17.2	6	3	2
302	[MS & HS Only] How many years of physical education are students at this school required to take?	Bronze (1) Silver (2) Gold (3)	100.0%	100.0%	0.0	0	2	--
303	Do all teachers of physical education use an age-appropriate, sequential physical education curriculum that is consistent with national or state standards for physical education (see national standards)?	Bronze	93.3%	96.7%	3.3	1	3	6
304	Does the school's physical education program integrate the components of the Presidential Youth Fitness Program?	Bronze	70.0%	93.3%	23.3	1	5	6
305	Does the school's physical education program use three or more methods to promote student participation in a variety of community physical activity options?	Bronze	56.7%	90.0%	33.3	3	6	5
306	Does the school's physical education program consistently use all or most of the following practices as appropriate to include students with special health care needs?	Bronze	60.0%	86.7%	26.7	1	6	6
307	Does the school promote or support walking and bicycling to school in the following ways?	Bronze (2)	16.7%	50.0%	33.3	6	4	2
308	Does the school offer opportunities for students to participate in physical activity either before or after the school day (or both)?	Bronze (2)	16.7%	40.0%	23.3	7	6	1
309	Are all students provided opportunities to participate in physical activity breaks in classrooms, outside of physical education, recess, and class transition periods on all or most days during a typical school week?	Bronze (2)	26.7%	66.7%	40.0	5	9	4
310	Do teachers keep students moderately to vigorously active for at least 50% of the time during most or all physical education class sessions?	Silver	96.7%	100.0%	3.3	0	2	--
311	Are all teachers of physical education required to participate at least once a year in professional development in physical education?	Silver	93.3%	100.0%	6.7	0	5	--
312	Are all physical education classes taught by licensed teachers who are certified or endorsed to teach physical education?	Gold	100.0%	100.0%	0.0	0	2	--
<b>Total</b>			61.4%	79.2%	17.7	30	53	

# Snapshot Report - District Results Summary

These data reflect the most current complete assessment submissions as of June 30, 2017

District:	New Haven City School District (CT)
HSP Type:	All HSP Schools



Nutrition Services			Assessments (n = 30)			Action plans (n = 30)		
Question #	Question	Award Level	Responses fully meeting			Times selected	Times completed	Selection Rank
			Baseline	Current	Change			
401	Does the school offer school meals (both breakfast and lunch) programs that are fully accessible to all students?	Bronze	100.0%	100.0%	0.0	0	5	--
402	Do school meals include a variety of foods that following criteria?	Bronze	93.3%	100.0%	6.7	0	3	--
403	Are healthy food and beverage choices promoted of the following techniques?	Bronze	13.3%	76.7%	63.3	4	7	1
404	Do all school nutrition program managers and staff meet or exceed the annual continuing education/training hours required by the USDA's Professional Standards requirements?	Bronze	96.7%	100.0%	3.3	0	2	--
405	Do venues outside the cafeteria (e.g., vending machines, school stores, canteens, snack bars, or snack or food carts) where food is available offer fruits and non-fried vegetables?	Silver	66.7%	83.3%	16.7	4	3	1
406	Do nutrition services staff members use the following methods to collaborate with teachers to reinforce nutrition education lessons taught in the classroom?	Silver	83.3%	83.3%	0.0	1	4	3
407	Do students have at least 10 minutes to eat breakfast and at least 20 minutes to eat lunch, counting from the time they are seated?	Gold	93.3%	96.7%	3.3	1	4	3
408	Is the school implementing any of the following Farm to School activities?	Gold	80.0%	93.3%	13.3	0	6	--
<b>Total</b>			<b>78.3%</b>	<b>91.7%</b>	<b>13.3</b>	<b>10</b>	<b>34</b>	

Health Promotion for Staff			Assessments (n = 30)			Action plans (n = 30)		
Question #	Question	Award Level	Responses fully meeting			Times selected	Times completed	Selection Rank
			Baseline	Current	Change			
701	Does the school or district offer staff members accessible and free or low-cost health assessments at least once a year?	Bronze	73.3%	93.3%	20.0	2	4	3
702	Does the school or district offer staff members accessible and free or low-cost physical activity/fitness programs?	Bronze	60.0%	96.7%	36.7	0	5	--
703	Does your school use the following strategies to support staff to model healthy eating and physical activity behaviors?	Bronze	10.0%	66.7%	56.7	9	11	1
704	Does the school or district use three or more methods to promote and encourage staff member participation in its health promotion programs?	Silver	40.0%	90.0%	50.0	2	8	3
705	Does the school or district offer staff members healthy eating/weight management programs that are accessible and free or low-cost?	Silver	53.3%	93.3%	40.0	0	6	--
706	Do all foods and beverages served and sold at staff meetings, school-sponsored staff events, and in the staff lounge meet USDA Smart Snacks in School nutrition standards?	Gold	20.0%	50.0%	30.0	6	3	2
<b>Total</b>			<b>42.8%</b>	<b>81.7%</b>	<b>38.9</b>	<b>19</b>	<b>37</b>	

## Snapshot Report - District Results Summary

These data reflect the most current complete assessment submissions as of June 30, 2017

District:	New Haven City School District (CT)
HSP Type:	All HSP Schools



Family and Community Involvement			Assessments (n = 30)			Action plans (n = 30)		
Question #	Question	Award Level	Responses fully meeting			Times selected	Times completed	Selection Rank
			Baseline	Current	Change			
801	Do families and other community members help with school decision making?	Bronze	30.0%	80.0%	50.0	2	8	1
802	Do students and family members have opportunities to provide both suggestions for school meals and other foods and beverages sold, served, and offered on school campus and feedback on the meal programs and other foods and beverages sold, served, and offered on school campus?	Silver	20.0%	50.0%	30.0	2	5	1
803	Do family and community members have access to indoor and outdoor school facilities outside school hours to participate in or conduct health promotion and education programs?	Gold	46.7%	73.3%	26.7	1	4	3
<b>Total</b>			32.2%	67.8%	35.6	5	17	



# Snapshot Report - District Results Summary

These data reflect the most current complete assessment submissions as of June 30, 2017

District:	New Haven City School District (CT)
HSP Type:	All HSP Schools



## Topic Summaries (All HSP Schools, n = 30)

Nutrition Topic		Award Level	Assessments (n = 30)			Action plans (n = 30)		
Question #	Question		Responses fully meeting			Times selected	Times completed	Selection Rank
			Baseline	Current	Change			
104	Does your school make safe, unflavored, drinking water available throughout the school day at no cost to students?	Bronze	73.3%	100.0%	26.7	0	4	--
105	Do all competitive foods sold to students during the school day meet or exceed the USDA's nutrition standards for all foods sold to students (commonly called Smart Snacks in School)?	Bronze	50.0%	90.0%	40.0	0	7	--
106	Do all competitive beverages sold to students during the school day meet or exceed the USDA's nutrition standards for all beverages sold to students (commonly called Smart Snacks in School)?	Bronze	70.0%	96.7%	26.7	0	4	--
109	Does your school prohibit giving students food as a reward and withholding food as punishment? Is this prohibition consistently followed?	Silver	56.7%	76.7%	20.0	3	7	6
110	Do all foods and beverages served and offered to students during the school day meet or exceed the USDA's Smart Snacks in School nutrition standards?	Silver	50.0%	86.7%	36.7	3	7	6
111	Do all foods and beverages sold to students during the extended school day meet or exceed the USDA's Smart Snacks in School nutrition standards?	Silver	53.3%	90.0%	36.7	2	4	8
112	Do all foods and beverages served and offered to students during the extended school day meet or exceed the USDA's Smart Snacks in School nutrition standards?	Silver	46.7%	93.3%	46.7	0	6	--
114	Do fundraising efforts during and outside school hours sell only non-food items or only foods and beverages that meet or exceed the USDA's Smart Snacks in School nutrition standards?	Gold	20.0%	33.3%	13.3	6	1	2
204	Does your health education curriculum addresses all of these essential topics on healthy eating?	Bronze (2)	70.0%	90.0%	20.0	2	4	8
401	Does the school offer school meals (both breakfast and lunch) programs that are fully accessible to all students?	Bronze	100.0%	100.0%	0.0	0	5	--
402	Do school meals include a variety of foods that following criteria?	Bronze	93.3%	100.0%	6.7	0	3	--
403	Are healthy food and beverage choices promoted of the following techniques?	Bronze	13.3%	76.7%	63.3	4	7	4
404	Do all school nutrition program managers and staff meet or exceed the annual continuing education/training hours required by the USDA's Professional Standards requirements?	Bronze	96.7%	100.0%	3.3	0	2	--
405	Do venues outside the cafeteria (e.g., vending machines, school stores, canteens, snack bars, or snack or food carts) where food is available offer fruits and non-fried vegetables?	Silver	66.7%	83.3%	16.7	4	3	4
406	Do nutrition services staff members use the following methods to collaborate with teachers to reinforce nutrition education lessons taught in the classroom?	Silver	83.3%	83.3%	0.0	1	4	11
407	Do students have at least 10 minutes to eat breakfast and at least 20 minutes to eat lunch, counting from the time they are seated?	Gold	93.3%	96.7%	3.3	1	4	11

## Snapshot Report - District Results Summary

These data reflect the most current complete assessment submissions as of June 30, 2017

District:  
HSP Type:

New Haven City School District (CT)
All HSP Schools



408	Is the school implementing any of the following Farm to School activities?	Gold	80.0%	93.3%	13.3	0	6	--
703	Does your school use the following strategies to support staff to model healthy eating and physical activity behaviors?	Bronze	10.0%	66.7%	56.7	9	11	1
705	Does the school or district offer staff members healthy eating/weight management programs that are accessible and free or low-cost?	Silver	53.3%	93.3%	40.0	0	6	--
706	Do all foods and beverages served and sold at staff meetings, school-sponsored staff events, and in the staff lounge meet USDA Smart Snacks in School nutrition standards?	Gold	20.0%	50.0%	30.0	6	3	2
802	Do students and family members have opportunities to provide both suggestions for school meals and other foods and beverages sold, served, and offered on school campus and feedback on the meal programs and other foods and beverages sold, served, and offered on school campus?	Silver	20.0%	50.0%	30.0	2	5	8
<b>Total</b>			<b>58.1%</b>	<b>83.3%</b>	<b>25.2</b>	<b>43</b>	<b>103</b>	

# Snapshot Report - District Results Summary

These data reflect the most current complete assessment submissions as of June 30, 2017

District:	New Haven City School District (CT)
HSP Type:	All HSP Schools



Physical Activity Topic		Award Level	Assessments (n = 30)			Action plans (n = 30)		
Question #	Question		Responses fully meeting			Times selected	Times completed	Selection Rank
			Baseline	Current	Change			
103	[ES Only] Are students provided at least 20 minutes of recess during each school day, and do teachers or recess monitors encourage students to be active?	Bronze	86.2%	100.0%	13.8	0	6	--
107	Does the school prohibit using physical activity and withholding physical education class as punishment? Is this prohibition consistently followed?	Silver	83.3%	100.0%	16.7	0	6	--
108	Does your school prohibit withholding recess as punishment? Is this prohibition consistently followed?	Silver	44.8%	86.7%	41.8	1	6	7
113	Are indoor and outdoor physical activity facilities open to students, their families, and the community outside school hours?	Gold	50.0%	90.0%	40.0	0	7	--
203	Does the health education curriculum address all of these topics on physical activity?	Bronze (2)	63.3%	93.3%	30.0	0	6	--
301	[ES Only] Do all students in each grade receive physical education for at least 150 minutes per week throughout the school year?	Bronze (1) Silver (2) Gold (3)	10.3%	27.6%	17.2	6	3	3
302	[MS & HS Only] How many years of physical education are students at this school required to take?	Bronze (1) Silver (2) Gold (3)	100.0%	100.0%	0.0	0	2	--
303	Do all teachers of physical education use an age-appropriate, sequential physical education curriculum that is consistent with national or state standards for physical education (see national standards)?	Bronze	93.3%	96.7%	3.3	1	3	7
304	Does the school's physical education program integrate the components of the Presidential Youth Fitness Program?	Bronze	70.0%	93.3%	23.3	1	5	7
305	Does the school's physical education program use three or more methods to promote student participation in a variety of community physical activity options?	Bronze	56.7%	90.0%	33.3	3	6	6
306	Does the school's physical education program consistently use all or most of the following practices as appropriate to include students with special health care needs?	Bronze	60.0%	86.7%	26.7	1	6	7
307	Does the school promote or support walking and bicycling to school in the following ways?	Bronze (2)	16.7%	50.0%	33.3	6	4	3
308	Does the school offer opportunities for students to participate in physical activity either before or after the school day (or both)?	Bronze (2)	16.7%	40.0%	23.3	7	6	2
309	Are all students provided opportunities to participate in physical activity breaks in classrooms, outside of physical education, recess, and class transition periods on all or most days during a typical school week?	Bronze (2)	26.7%	66.7%	40.0	5	9	5
310	Do teachers keep students moderately to vigorously active for at least 50% of the time during most or all physical education class sessions?	Silver	96.7%	100.0%	3.3	0	2	--
311	Are all teachers of physical education required to participate at least once a year in professional development in physical education?	Silver	93.3%	100.0%	6.7	0	5	--

## Snapshot Report - District Results Summary

These data reflect the most current complete assessment submissions as of June 30, 2017

District:	New Haven City School District (CT)
HSP Type:	All HSP Schools



312	Are all physical education classes taught by licensed teachers who are certified or endorsed to teach physical education?	Gold	100.0%	100.0%	0.0	0	2	--
703	Does your school use the following strategies to support staff to model healthy eating and physical activity behaviors?	Bronze	10.0%	66.7%	56.7	9	11	1
		<b>Total</b>	59.7%	82.6%	23.0	40	95	